


UVCI-AR0234

- onsemi AR0234 2.3MP Global Shutter Sensor
- S-Mount for Interchangeable Lenses
- UVC USB Type-C 5 Gbps Connector
- Plug & Play with Windows & Linux OS
- Comes with VizionViewer™ Configuration Utility and VizionSDK



Distributed by:



Specifications

Camera Information

CMOS Sensor	onsemi AR0234
Active Pixels	1920 (H) x 1200 (V) = 2.3MP
Pixel Size	3.0 μm x 3.0 μm
Optical Format	1/2.6" (Diagonal 6.8 mm)
Shutter Type	Global Shutter
Chromaticity	Color
Illuminated type	Front Side Illuminated (FSI)
Maximum Frame Rate (MJPEG)	1920 x 1200 @ 100 fps 1920 x 1080 @ 100 fps 1280 x 720 @ 120 fps 640 x 480 @ 120 fps
Maximum Frame Rate (UYVY)	1920 x 1200 @ 60 fps 1920 x 1080 @ 60 fps 1280 x 720 @ 120 fps 640 x 480 @ 120 fps
Maximum S/N Ratio	38 dB
Output Format	MJPEG (JPG) UYVY

Camera Interface

Connector	USB Type-C 5 Gbps
-----------	-------------------

Power

Supply Voltage	5V \pm 5%
Power Consumption	UYVY 1920 x 1200 @ 60 fps \leq 1.25W
Standby Power	\leq 0.1W Standby

Software Support

Operation System	UVC Plug-and-play Windows 10/11 Linux Yocto
Software	VizionViewer™
Development SDK	VizionSDK

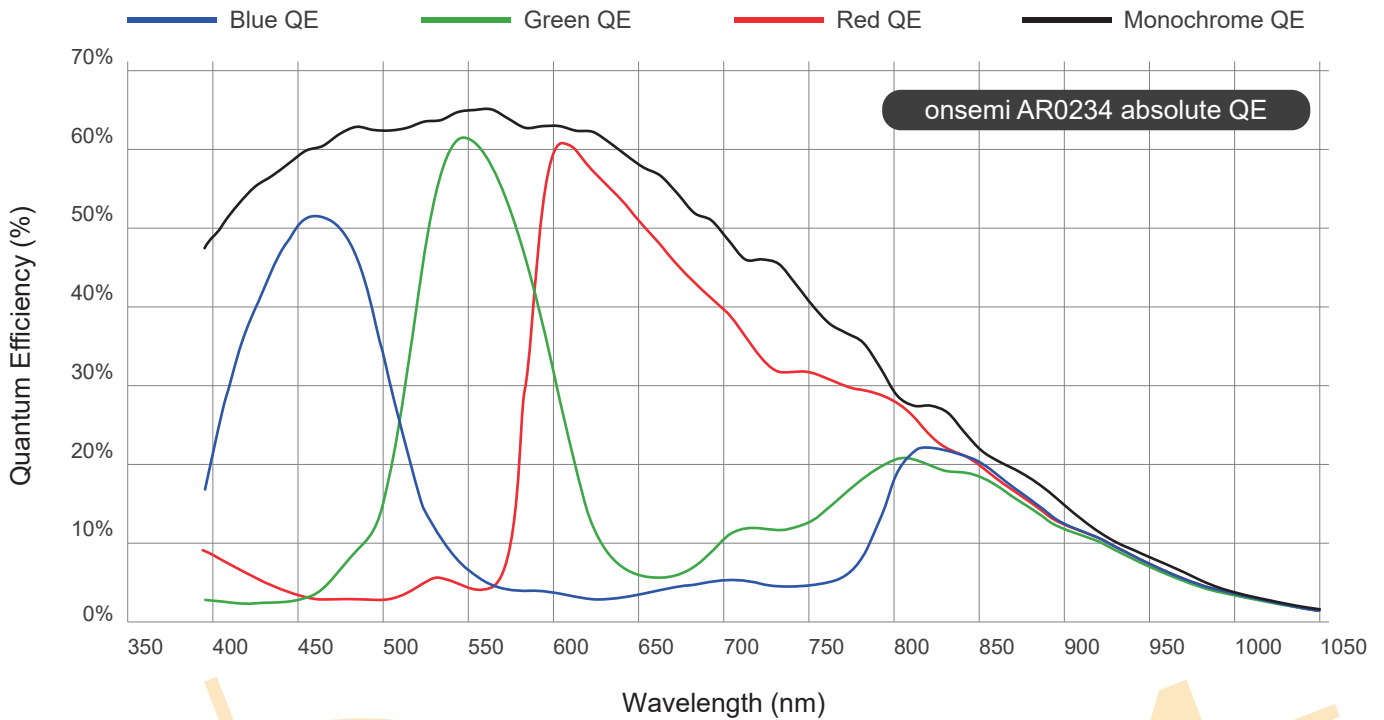
Environmental and Mechanical

Dimensions	24.5(W) x 24.5(H) x 25.6(D) mm
Weight	18 grams
Operating Temperature	-30°C to +70°C

Certification and Compliance

Certification	Compliant with CE / FCC / RoHS / REACH directives
---------------	---

Spectral Characteristics

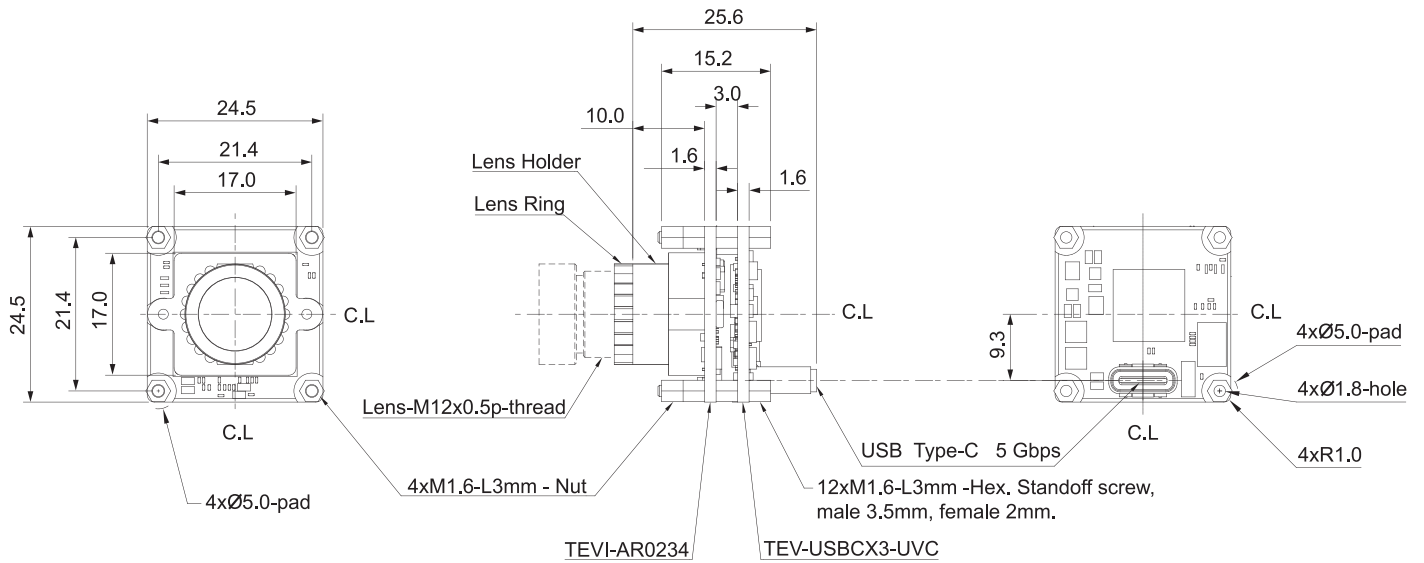


Connector Pin Definition

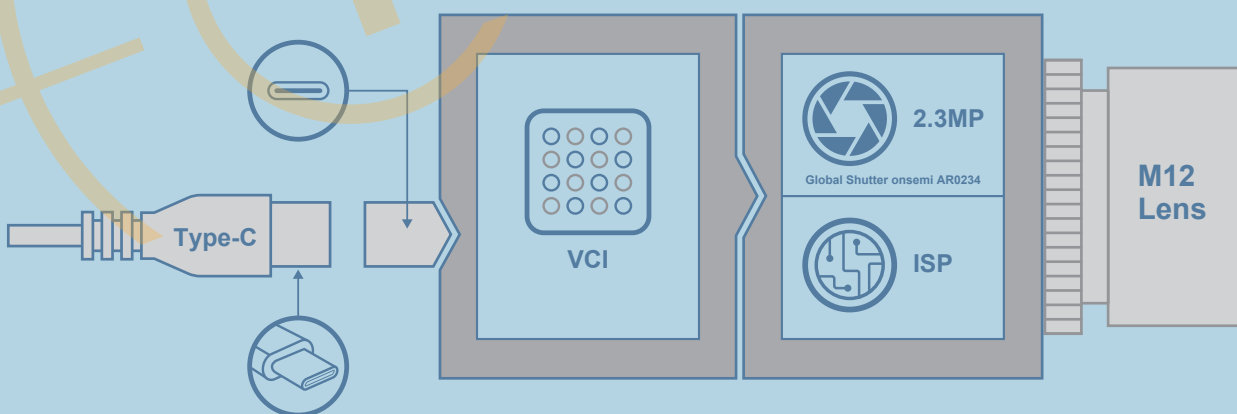


A1	GND	B12	GND
A2	TXP1	B11	RXP1
A3	TXN1	B10	RXN1
A4	VBUS1	B9	VBUS3
A5	CC1	B8	SBU2
A6	DP1	B7	DN2
A7	DN1	B6	DP2
A8	SBU1	B5	CC2
A9	VBUS2	B4	VBUS4
A10	RXN2	B3	TXN2
A11	RXP2	B2	TXP2
A12	GND	B1	GND

Dimensions (units in mm)



Block Diagram



Lens Information

	 UVCI-AR0234-C-S32-IR	 UVCI-AR0234-C-S83-IR	 UVCI-AR0234-C-S128-IR
Focus Type	Fixed Focus	Fixed Focus	Fixed Focus
Focal Length	12 mm	3.9 mm	2.87 mm
Aperture	F2	F2.8	F2.6
Lens D-FOV	34.0°	96.0°	146.0°
Lens H-FOV	28.2°	80.0°	112.0°
Lens V-FOV	17.5°	60.0°	82.0°
Module D-FOV	31.8° ± 5%	82.8° ± 5%	128.3° ± 5%
Module H-FOV	26.9° ± 5%	73.4° ± 5%	109.7° ± 5%
Module V-FOV	16.8° ± 5%	50.1° ± 5%	67.0° ± 5%
TTL	23.2 mm	22 mm	21 mm
BFL	7.3 mm	4.54 mm	5.27 mm
MOD	0.3 m	0.3 m	0.3 m
Distortion	<-2.5%	<1.26%	<-20.0%
IR-Filter	650 nm	650 nm	650 nm

Order Information

UVCI-AR0234-x-Sxx-xx

Part Number Rules

Option	Code	Description
Chromaticity	C	Color
Lens	S32	S-Mount Module D-FOV 32°
	S83	S-Mount Module D-FOV 83°
	S128	S-Mount Module D-FOV 128°
Filter	-	-
	IR	IR Cut Filter 650nm

For further customization or questions about orders, contact your TechNexion sales representative.

Optional Accessories

245-MOUNT-BRACKET

An easy to attach A-Mount bracket for TechNexion camera board modules.



245-MOUNT-BRACKET



245-MOUNT-BRACKET on tripod
(tripod not included)

Disclaimer

ALL PRODUCTS, PRODUCT SPECIFICATIONS AND DATA ARE SUBJECT TO CHANGE WITHOUT NOTICE TO IMPROVE RELIABILITY, FUNCTION OR DESIGN OR OTHERWISE.

Texim Europe B.V. its affiliates, agents, and employees, and all persons acting on its or their behalf (collectively, "Texim"), disclaim any and all liability for any errors, inaccuracies or incompleteness contained in any datasheet or in any other disclosure relating to any product.

Texim makes no warranty, representation or guarantee regarding the suitability of the products for any particular purpose or the continuing production of any product.

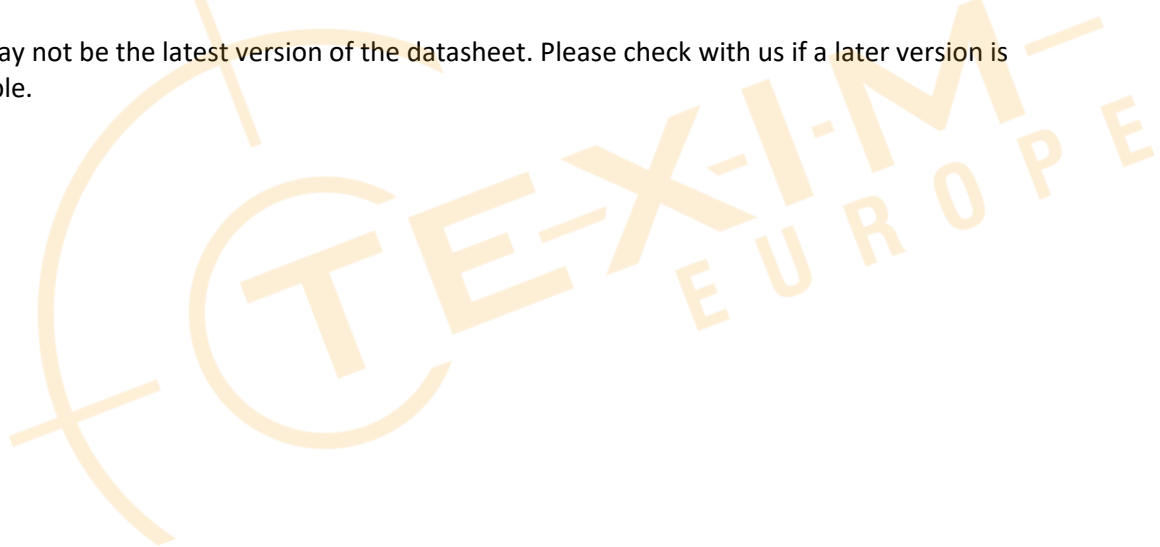
It is the customer's responsibility to validate that a particular product with the properties described in the product specification is suitable for use in a particular application.

Parameters provided in datasheets and / or specifications may vary in different applications and performance may vary over time.

All operating parameters, including typical parameters, must be validated for each customer application by the customer's technical experts.

Please contact us if you have any questions about the contents of the datasheet.

This may not be the latest version of the datasheet. Please check with us if a later version is available.





Headquarters & Warehouse

Elektrostraat 17
 NL-7483 PG Haaksbergen
 The Netherlands

T: +31 (0)53 573 33 33
 E: info@texim-europe.com
 Homepage: www.texim-europe.com



The Netherlands

Elektrostraat 17
 NL-7483 PG Haaksbergen

T: +31 (0)53 573 33 33
 E: nl@texim-europe.com



Belgium

Zuiderlaan 14, box 10
 B-1731 Zellik

T: +32 (0)2 462 01 00
 E: belgium@texim-europe.com



UK & Ireland

St Mary's House, Church Lane
 Carlton Le Moorland
 Lincoln LN5 9HS

T: +44 (0)1522 789 555
 E: uk@texim-europe.com



Germany

Bahnhofstrasse 92
 D-25451 Quickborn

T: +49 (0)4106 627 07-0
 E: germany@texim-europe.com



Germany

Martin-Kollar-Strasse 9
 D-81829 München

T: +49 (0)89 436 086-0
 E: muenchen@texim-europe.com



Austria

Warwitzstrasse 9
 A-5020 Salzburg

T: +43 (0)662 216 026
 E: austria@texim-europe.com



Nordic

Stockholmsgade 45
 2100 Copenhagen

T: +45 88 20 26 30
 E: nordic@texim-europe.com



Italy

Martin-Kollar-Strasse 9
 D-81829 München

T: +49 (0)89 436 086-0
 E: italy@texim-europe.com